

# WHITWICK HISTORICAL GROUP

Some of the facilities available.

Local Parish records on microfiche, many transcribed.

Local Parish Church magazines,


Maps, History Books, Mining Books

Display of Mining and local artefacts,

Computers, Printers,

Photocopier (small charge).


Booklets published by WHG for sale




St. John the Baptist




Banded Together Pt 1 & 2




City to City




Whitwick School  
Miss Carr



Ale Houses in Whitwick



Holy Cross



## Uncovering our Past

# Membership Application Form



The Old Station Building, North Street, Whitwick,  
Leicestershire. LE67 5HA

Opening Times:

Tuesday 7 pm - 9 pm,

Wednesday 10 pm - 12 noon, Saturday 10 pm - 12 noon

[www. Whitwickhistoricalgroup.org.uk](http://www.Whitwickhistoricalgroup.org.uk)

Email : [whitwick@ntlbusiness.com](mailto:whitwick@ntlbusiness.com)



## WHITWICK HISTORICAL GROUP

### Ten good reasons to join the Group

1. Enjoy free access to our local family research records, photographs, local history information etc.
2. Be part of our event team.
3. Participate in and plan our local guided walks.
4. Use the opportunity to learn cataloguing procedures.
5. Benefit from WHG's membership of the Leicestershire and Rutland Forum attend free training courses.
6. Contribute to the research and production of our own publications.
7. Practice retail experience while promoting and selling our products.
8. Take the opportunity to join our education team visiting schools.
9. Read and contribute to our quarterly newsletter.
10. Join our enthusiastic committee in planning our activities and projects and in developing the Group's long-term future at this exciting time.



Events



Research your Family



Guided Walks



Local History

## WHITWICK HISTORICAL GROUP

### MEMBERSHIP FORM

Please note, when joining or renewing membership all members are now required to read and sign up to the following: -

- The Constitution, inclusive of the following articles, which are within this form: -
- The equal opportunities policy.
- The children and vulnerable adults safeguarding policy.
- The health and safety and environment policy statement.
- General Data Protection Regulation (GDPR) (Regulation (EU) 2016/679) and the Privacy and Electronic Communications Regulations 2016 (PECR).

Please complete in capitals.

Name .....

Address .....

.....

..... Postcode .....

Telephone No. (Optional) .....

Mobile No. (Optional) .....

Email .....

Membership: Single £15  Couples £20

Cash  Cheque  (Payable to Whitwick Historical Group)

I would prefer to receive my newsletter by:

Email

Post

I have read and agree to abide by the details outlined in the constitution.

Print Name .....

Sign ..... Date .....

Please complete this page and return attention of the membership secretary at the Old Station

Please cut along this line

